

香港交易及結算所有限公司及香港聯合交易所有限公司對本公告的內容概不負責，對其準確性或完整性亦不發表任何聲明，並明確表示，概不對因本公告全部或任何部分內容而產生或因依賴該等內容而引致的任何損失承擔任何責任。

FGG

福萊特玻璃集團股份有限公司

(於中華人民共和國註冊成立的股份有限公司)

(股份代號：6865)

海外監管公告

本公告乃由福萊特玻璃集團股份有限公司(「本公司」)根據香港聯合交易所有限公司證券上市規則第13.10B條作出。

以下為本公司於上海證券交易所網站刊登之《福萊特玻璃集團股份有限公司重大資產購買預案(修訂稿)》，僅供參閱。

承董事會命
福萊特玻璃集團股份有限公司
董事長
阮洪良

中國浙江省嘉興市，二零二一年十二月十四日

在本公告之日，本公司的執行董事為阮洪良先生、姜瑾華女士、魏葉忠先生、沈其甫先生，而本公司的獨立非執行董事為徐攀女士、華富蘭女士和吳幼娟女士。



1

2

3

.....	1
.....	2
.....	3
.....	6

.....50

.....**54**



“ ”

			100%
100%		100%	100%
	100%	100%	
		100%	100%
1			
	100%	100%	
365,000.00			
100%	100%	365,000.00	



2021 12
- 15
2021 11 18 1,537.00

2021 12
- 15
2021 11 18 1,506.26

50 / 260 /

Al 2O3 0.663% Si O2 1% Fe2O3 0.064%
98.30% 98% 0.1%



1

10

7

1

100%

100%

2

3

1



100%

100%

2

"

7

7

3

7

"



"

"

"

	100%	100%
365,000.00	2020	2020
	365,000.00	

1
2021 10 27

2

2021 10 27

100%

100%

1

2

3

|

\$

|

|



5%



“1 2021 8 26

40,000

25%

0.0019%

15

6

2

3

”

“

”



1

”

		4
		1 2 3 ()
		1 2 3 4 5

		1 2

		3	
		4	
		5	;
		1	
		2	



2
3

"

"

		1 2 3

1

2

3

4

)

(

		3
		4
		1
		2
		3
		4
		5
		6
		7
		1
		2
		3
		1 ■

		3		
		4)	(
		5		

1

2

		3 4
		1 2 3
		1 2 3 4 5

) (



1

2

3

4

2018

1 2 3 4 5 6 7 8 9 10 11 12 13 14 15 16 17 18 19 20 21 22 23 24 25 26 27 28 29 30 31 32 33 34 35 36 37 38 39 40 41 42 43 44 45 46 47 48 49 50 51 52 53 54 55 56 57 58 59 60 61 62 63 64 65 66 67 68 69 70 71 72 73 74 75 76 77 78 79 80 81 82 83 84 85 86 87 88 89 90 91 92 93 94 95 96 97 98 99 100

26

2018

160 3400002010127140109771

1

“

”

“

”

1,721GW 2050 IEA 2030 4,670GW

Global Industry Analysts

2020 76 2027 447
28.8%

2

-

7

1,800

3

2

281.99

2020



1

2

3

100% 100% 100%

100% 100%

100% 100%

1

100% 100%

365,000.00 100% 100% 365,000.00

2

1

160

/

2

A

3

1

- -
-
117° 28 00 , : 32° 42 59

20km

35km

22km



				2021	12
	-		15		
2021	11	18			1,537.00

				2021	12
	-		15		
2021	11	18			1,506.26

50	/			260	/
----	---	--	--	-----	---

		Si O2		98.30%	98%
Al 2O3	0.663%	1%	Fe2O3	0.064%	0.1%

2

217°	17km		7.5km
------	------	--	-------

Si 0299.18% Al 2030.44% Fe2O3 0.08%

4

36.5

5,281.50

69.11 /

160

/

10

60%

10

90%



A



2

"

7

7

3

7

"

—

1

"

"

"

"

1

+

2021 12 31

2021 11 30

1

1	6,185.97	2021 8 27	
2	648.00	2021 9 30	
3	108.99	2021 9 30	
	6,942.96	-	-

2

1	47,014.37	2020	1	2021	11
	47,014.37			-	-

2

2021 12 31

2021 10 27

1

2

3

5

6

6.2

1

2

"

6.2

2

1

C3400002010127140109771

2016 12 26

2028 12 26

FM

[2020]G095

2020 5 23

2023 5 22

2021 12 3

2

C3400002020037130149488

2020 3

12 2050 3 12

-

15

FM

[2021]017

2021 1 26

2024 1 25

2021 12 3

60%

60%

40%

365,000.00

100%

2020

365,000.00

100%

2020

	59,474.87	1,301.74	22,967.60
	365,000.00	365,000.00	-
	365,000.00	365,000.00	22,967.60
	1,226,580.04	723,474.26	626,041.78
= /	29.76%	50.45%	3.67%
50%			



2

3

1

2021 5

2

/

3

1	2014	
2	2018	
3	2018	
4	2017	
5	2020	
6	2018	
7	2018	
8	2017	
9	2018	

10	2007	
11	[2014]21	
12	[2014]10	

	Flat Glass Group Co., Ltd
	1998 6 24
	536,723,313.50
A	

A



2005 11 11 “ [2005]
 208 ” 2005 9 30
 6,840.19 10
 2011 6 8
 2011 3006

2005 11 11
 6,840 160 160
 7,000.19 7,000 7,000
 0.19
 2005 11 16
 [2005]922 2005 12
 12
 [2005]88

2005 12 13

2005 12 29

3300002000011

1		2,450.00	35.00%
2		1,750.00	25.00%
3		1,750.00	25.00%
4		315.00	4.50%
5		210.00	3.00%
6		210.00	3.00%

6		963.00	2.85%	3,852.00	2.14%
7		481.50	1.43%	1,926.00	1.07%

8

	-	-

	-	-

	1,163,620,000.00	54.54%
	21,981,737.00	1.03%
	21,981,737.00	1.03%

	1,164,320,000	54.23%
	-	-
	-	-
	1,164,320,000	54.23%
	-	-
	1,164,320,000	54.23%
	-	-
	-	-

3304021961*****

3

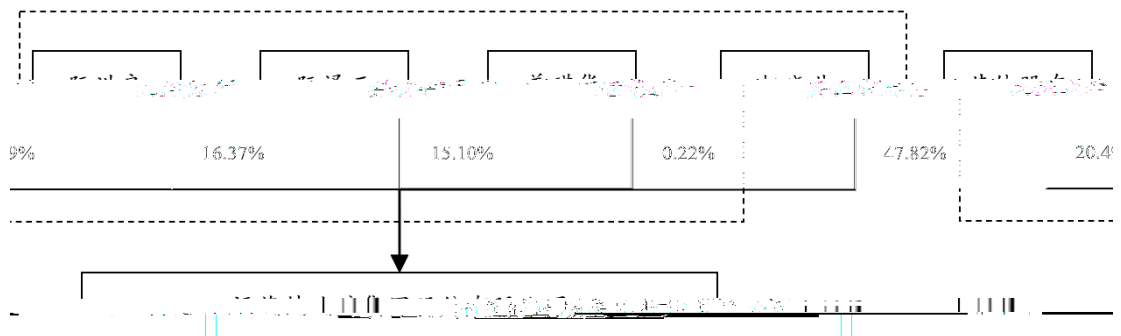
1987 1

3304021987*****

4

1985 8

3304021985*****



2018	2019	2020	2021	1-9
68.96%	78.80%	83.98%	82.40%	

1

	2021-9-30	2020-12-31	2019-12-31	2018-12-31
	1,800,051.02	1,226,580.04	939,228.06	695,354.91
	660,799.61	503,105.77	487,939.22	328,489.54
	1,139,251.41	723,474.26	451,288.84	366,865.37
	-	-	-	-
	1,139,251.41	723,474.26	451,288.84	366,865.37

2

	2021 1-9	2020	2019	2018
	633,726.76	626,041.78	480,680.40	306,380.27

2021-9-30 2020-12-31



1



2

3

C3400002012087130127089

--	--

2012 8 22

1

1	2019 0000063		/	/	2,031	549.18
2	2019 0000064		/	/		851.2
3	2019 0000066		/	/	128	123.6
4	2019 0000065		/			

11	2018 0005181		/	/	19,917	14,600
12	2021 0100473		/	/	24,726.98	14,405.52
13	2021 0100474		/	/		53.02
14	2021 0100475		/	/		2,458.28
15	2020 0006514					-
16	2021 0105281		/	/		14,753.4
17	2021 0105282		/	/	34,915	58.76
18	2021 0105283		/	/		

	17,000
)** (
	9134112675099952XF

3411262300321

2001 6 6

2003 1 6

2001 6
2

	2011-05-27
	5,000
	** 91341126575726216H
	100%

2019 2021 11

1

2019 2021 11

	2021 1-11	2020	2019
	26,762.95	24,492.66	14,599.69
/	55,942.46	41,703.99	37,712.14
	47.84%	58.73%	38.71%
/	474,255.10	334,664.13	328,973.55
	5.64%	7.32%	4.44%

2019 2021 11
14,599.69 24,492.66 26,762.95

2019 2021 11

" 90

"

416.68

5.94

2021

" " " "

2021

2021 1-11

6,160.78


2021 1-11

1.30%

3 =



	2021 11 30	2020 12 31	2019 12 31
	-	2,055.22	-



2021

3

738

2021 11

50%

	2021	9	30		20.49%	
16.37%				15.10%		0.22%
					52.18%	



100%

	91341126575726216H

2

3

3

1

96%~99%

2

50.00 /

0.2288

2020 3 12 2050 3 12

11 1980

A 3622550 39543923 B 3622525 39543950 C 3622513
39543963 D 3622494 39543970 E 3622435 39543983 F 3622416
39543985 G 3622386 39543980 H 3621974 39544362 I 3622224
39544505 J 3622406 39544462 K 3622771 39544071

15

200 /

260 /

1

260 /

2021 6 18

5

2021 11 2

~

15

260

15

50 /

260 /



2021 11 2

15

2

~

2021 12 3

"

15

50

260

"

2022

3

[2020]5

15	2011	5	26
50,000,000	527,417,944.00		"

2021 12 31

		2021	12		
-		15			
2021	11	18		+	+
	1973.3		111		
+	1537.00		111		
1		[2007]26	"		
		"			
2		GB/T13908-2020			
3		GB/T17766-2020			
4					
		DZ/0207-2020			
5	2010	3	>		
	-		15		



1 2011 5

2011 5 15

5,000

2,500

2,500

2011 5 26

2011 084

2011 5 26

5,000

2011 5 27

1		2,500	50%
2		2,500	50%
		5,000	100%

2021 5 13

[2021]16

42.3

41

1.3

2021 5 14

42.3

2021 6

2021 7 12

[20174]

342216-

2021-41 M1

42.3

2019 1 1

2019 1 1

	9134112675099952XF
	17,000
	2003 1 6
) (

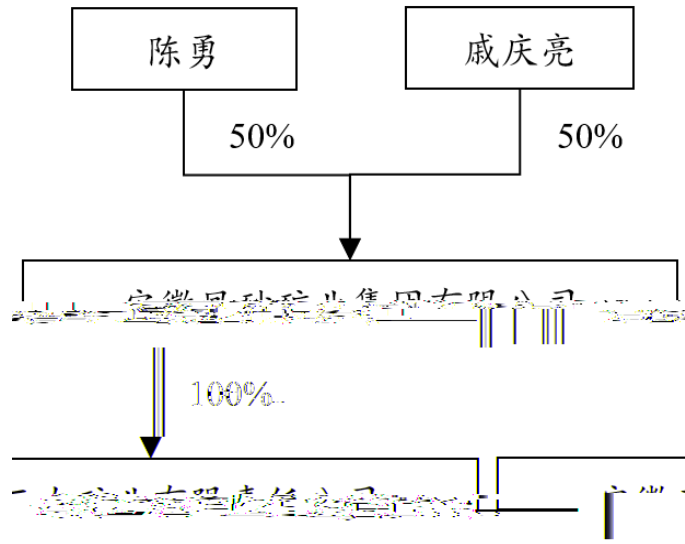
1

100%

2

100%

50.00% 50.00%



■

		2019	9	15				
	2020	2	24					
		2020	2	25				
2020	33					2019		
2021								
						2021	1	1
					2021	1	1	3
15		2021	3	18				
		2021	4	6				
2021	22							
					+135m	+150m	+165m	
		2021	9					

			30,905.97	
2021	8	3		
		2021	13	1,885.66
30,905.97				
		6,185.97		27,799.59
			21,613.62	
2021				
1				
				190.00 /
2				
1				
2				
3				
3				
1				

98%

97~95%

2

13km

15km

2.5km

3

[2000]133

C3400002010127140109771

190.00 /

0.2009

2016 12 26 2028 12 26

8

	80	
	X	Y



2

40

C3400002010127140109771

2016 12 26 2028 12 26

2020

\$

|

|

2002 259

2004 094

500

2001 6 6

1		275	50%
2		150	30%

2		75	15%
		500	100%

1	500	100%
---	-----	------

2021 8 14

75%

10.81

25%

5.5

1		17,000	100%
		17,000	100%

C3400002010127140109771

190

0.2009

2016 12 26 2028 12 26

	/		/	
--	---	--	---	--

[2016]94 190

	[2016]1462	-		2016. 09. 12
	[2016]1791	-		2016. 11. 16
	2011 136			2011. 6. 23
	C340000201012 7140109771 FM			2016. 12. 26

[2020]G095

2			2016-08-01		5
3			2015-06-01		4

1 2015 6 1

[2015]2

100

4

1998

1998

"

10

"

4

2016 10 28

100

2 2016 8 1

5

2015

2015

"

"

100

3 2018 1 18
[2018]6

2
2015

2015

"

"

2

2019 1 1

2019 1 1

" "

2017 12 29

" "

" "

	95%	75%	50%
	95%	65%	50%
	80%		
	73%	60%	70%
	70%		
	95%	75%	50%

" "

	[2012]680	[2012]945
190	190 [2016]94	190 [2016]535

" 400

"

190

400

2

	/	
	15	- 50
[2020]3		50 2017

2019

2021



100%

100%

2006

100%

100%



1

2

3

4

1 C3490002020037130149488 50
/ / 200
/ 260 /

5%

12

"

12

”

2021 10 27

[2007]128

2021 10

28

20

601865.SH

884045.WI

000001.SH

”

“1 2021 8 26

40,000

25%

0.0019%

15

6

2

”

“

”



1

2

26 ---

3

4
