

202



02
03

07

07
08
10

11

11
15
17

19

19
21
22

25

25
30
32
37

2019

<

>

2020 1 1 2020 12 31

ESG


•

ESG 3

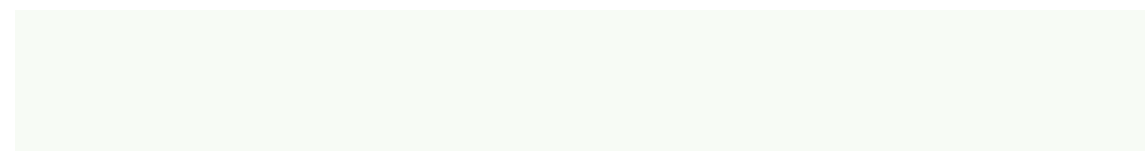
ESG

ESG

ESG



1998		601865 06865
------	--	-----------------



--	--



--	--

--	--

ESG

ESG





2020

21

2020

2021

23

[Redacted]

-

[Redacted]

- GB/T19001-2016/ISO 9001 2015
-

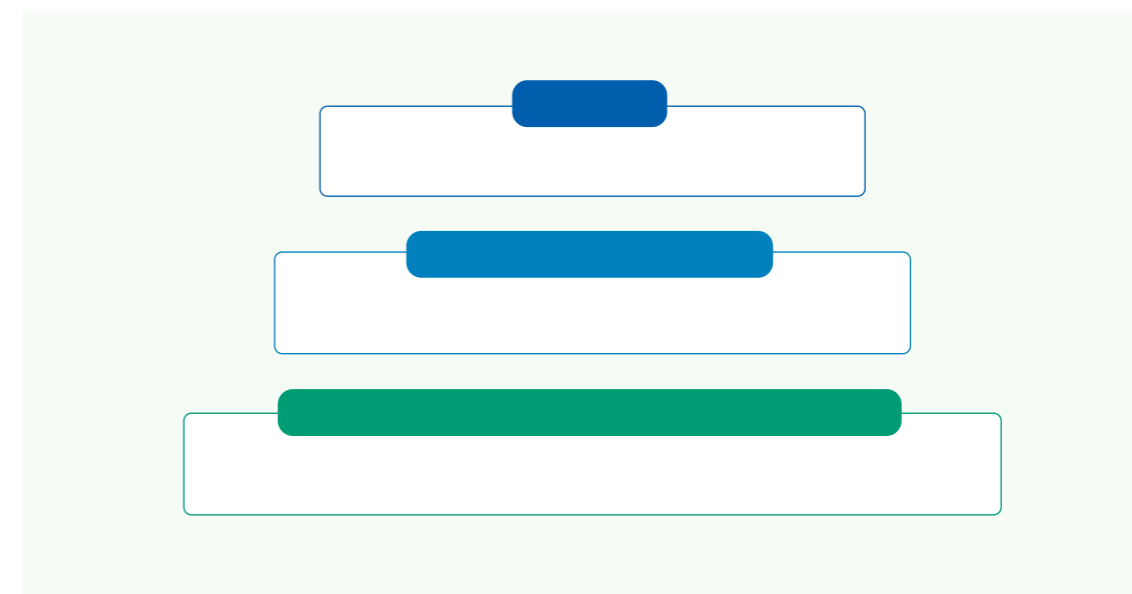
150

[Redacted]


-
-

[Redacted]

-
-
-



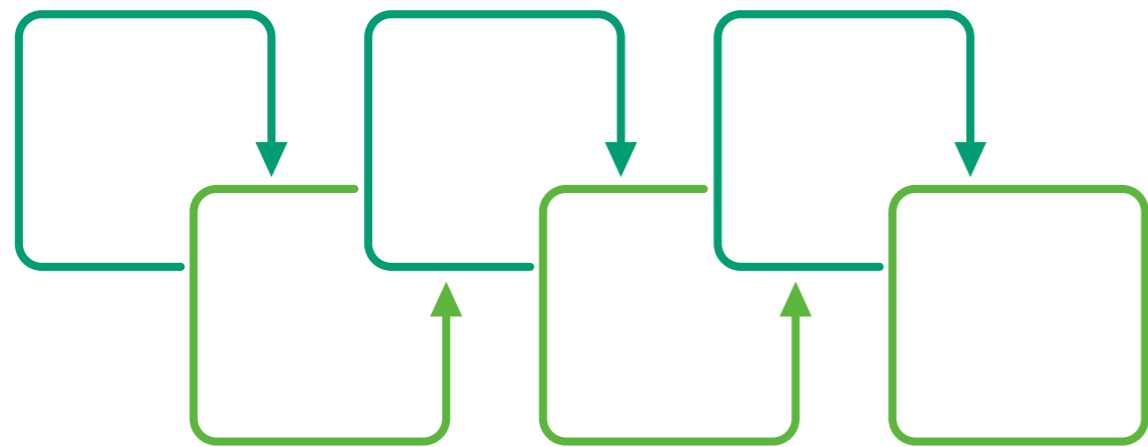
2020






2020








/

	100 %		99.15 %
	97.49 %		97.90 %



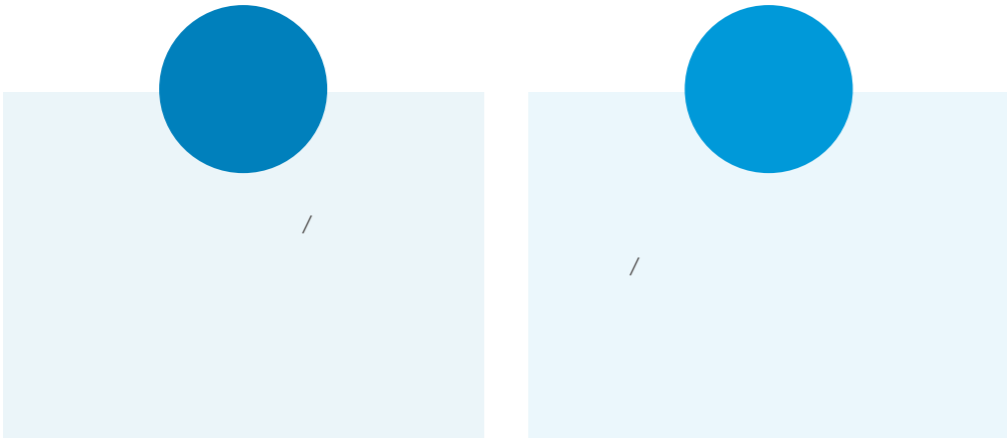





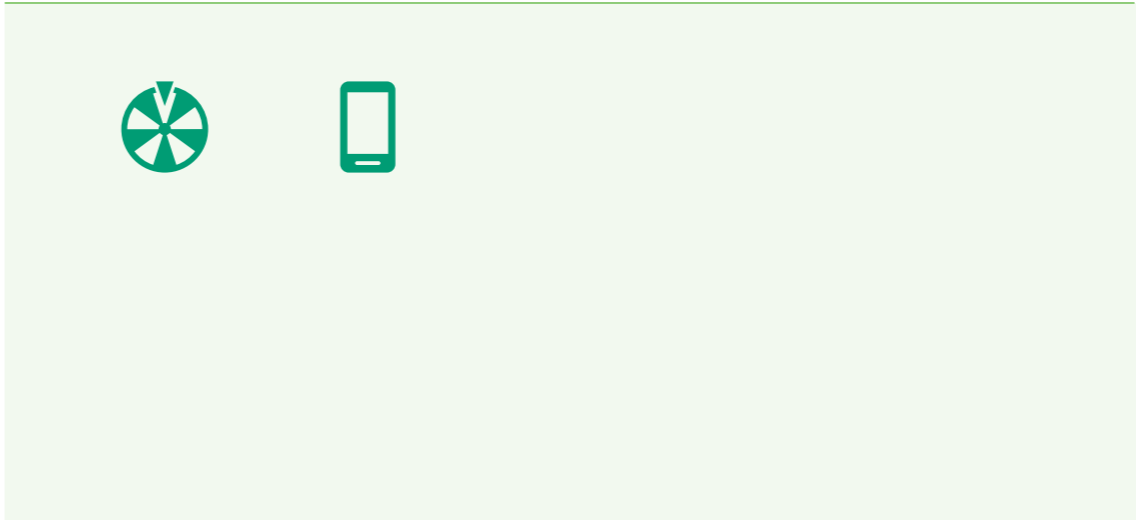







5%





2020 9



2020

170



3



2020 12

x«


)

e

x«


/





2020	6	
27		27

2020





ISO 45001 2018 GB/T 45001-2020

2020

2020

200

3800

2020 1



		2020
		626,041
		187,390
		3.54
1		0.17

[1]. + = + + / +

		2020
1		2,917,055
	/	4,659
2		748,660
	/	1,196
		4,941,428
	/	8
		7,034,710
		7,061,740,041
NO _x		1,965,286
SO ₂		1,072,670
PM		99,141
		1,700,582
	/	3
	/	5
COD		159
		352

		2020
	/	0.0006
		15,780
	/	0.025
		781,236
		748,660
		1,529,895
	/	2

[1]. 2017
[2].

		2020
		3,575
		2,674
		901
		3,440
	1	135
2	>50	336
	30 50	2,209
	<30	895
3		3,161
		279

[1].
[2].
[3].

		2020
		0
		0
		0
		30.5
	%	100
	%	100
	%	100
	%	100
	%	100
	%	100
	2	74.1
	3	79.3
	4	58.8
	5	85.1
	6	26.6
	7	52.0
		0
	%	0
		2,116

[1].
$$= \frac{\text{---}}{\text{---}} \times 100\%$$

[2][3][4][5][6][7].

		2020
		943
		785
		158

		2020
	%	0
		783
1	%	100
		28,471
		438
		144
		24
		22

[1]. $\frac{\text{---}}{\text{---}} \times 100\%$

		2020
		0

		2020
		337.15
		337.15

A.		
A1.		
A1	(a)	(b)
KPIA1.1		
KPIA1.2	1	2
KPIA1.3		
KPIA1.4		
KPIA1.5		
KPIA1.6		
A2.		
A2		
KPIA2.1		
KPIA2.2		
KPIA2.3		
KPIA2.4		
KPIA2.5		
A3.		
A3		
KPIA3.1		
A4.		



Add: 1999

Tel 0573- 82793013

Fax 0573- 82793015

E - mail zhujianfang@flatgroup.com.cn